





How to Log On to Your CCSD Chromebook



1) Connect to Wifi.

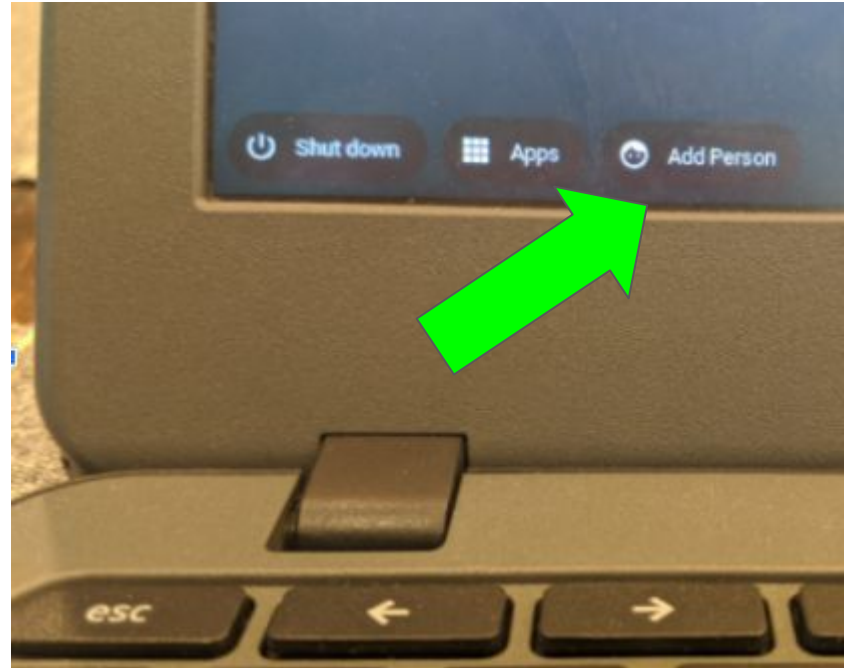



Click the wifi icon in the bottom right corner of your screen and connect to your home's wifi.




2) Add Person.

Click “Add Person” in the bottom left corner of the screen. You may have to click “Sign Out” first if someone is still logged in to that Chromebook.



3) Enter Your User ID and Click Next.

Your user ID is the first part of your email address (everything before the @nv.ccsd.net). Example, if your email is Mary.123456@nv.ccsd.net, then your user ID is Mary.123456


A screenshot of a Chromebook sign-in screen. At the top, it says "Google" in its logo colors. Below that, "Sign in to your Chromebook" and "Managed by nv.ccsd.net. Learn more". There is an email input field with the text "mary.123456@nv.ccsd.net" and a "Next" button at the bottom right. A green arrow points from the text in the speech bubble to the email input field.

Note: Parents can find their child's email and user ID on the Infinite Campus Parent Portal. Once you're in the Parent Portal, click "More" on the left menu and "CCSD Standard Accounts" from the middle menu.

Click image below to go to the Infinite Campus Parent Portal




4) Enter Your Password and Click Next.



A screenshot of a web form for password entry. The form has a text input field with the placeholder text "Enter your password" and the value "20061209" entered. To the right of the input field is a small icon of a crossed-out eye. Below the input field is a link that says "Forgot password?". To the right of the "Forgot password?" link is a blue button labeled "Next". A large green arrow points from the left towards the input field.

By default, your password is your birthday digits in the YYYYMMDD format. For example, if Mary was born on December 9, 2006, her password would be 20061209



Note: If you need to reset your password, you can do so by clicking [here](#), or by contacting your child's teacher or school and asking for a password reset.

5) Go to Google Chrome and the Sister Bailey website.

Once you're logged in, click the Google Chrome icon and go to the Sister Bailey website. Our new website is www.sisterbailey.com

